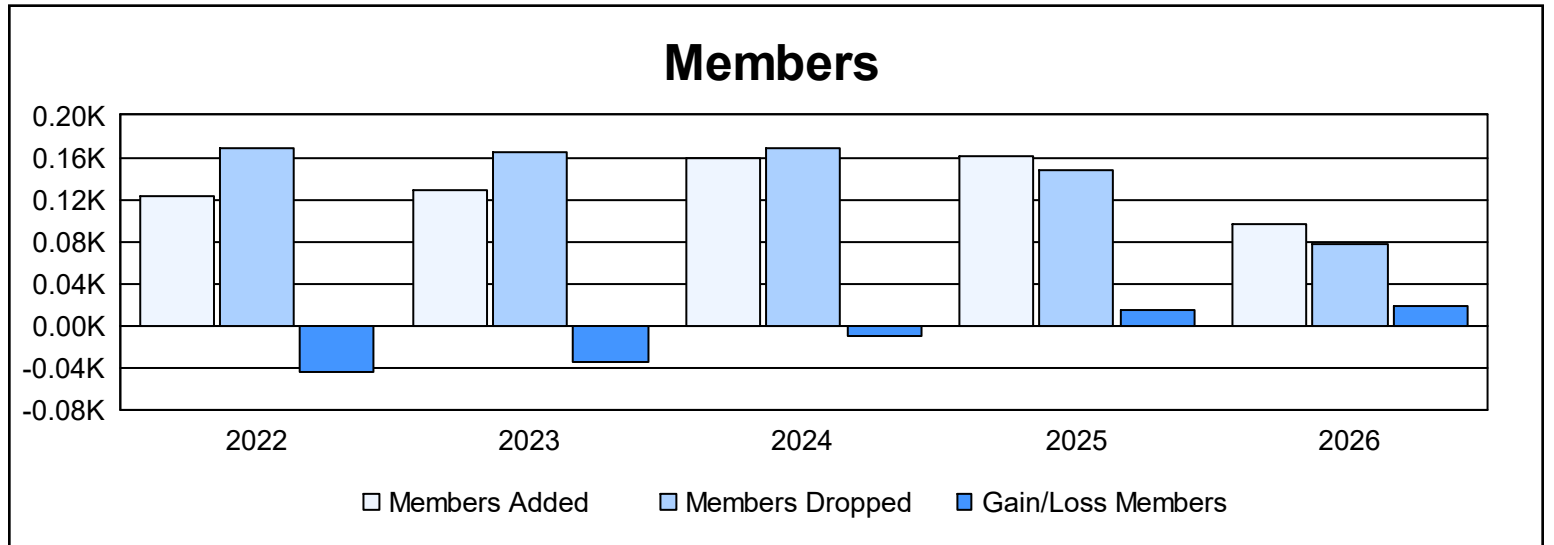
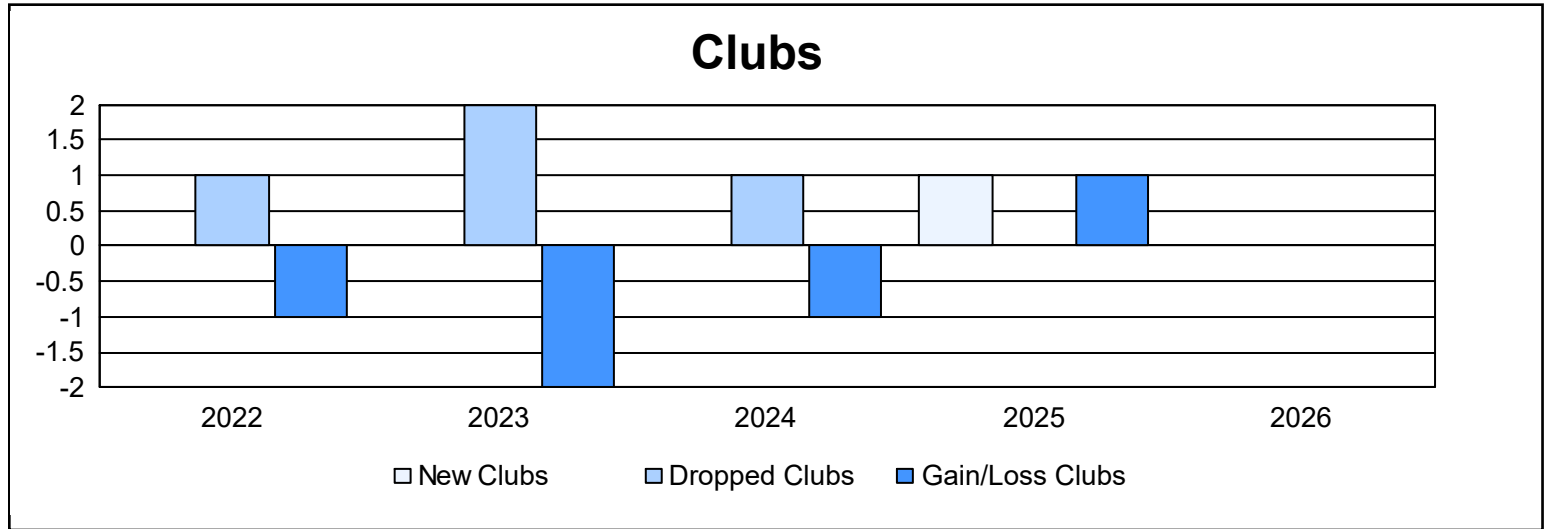
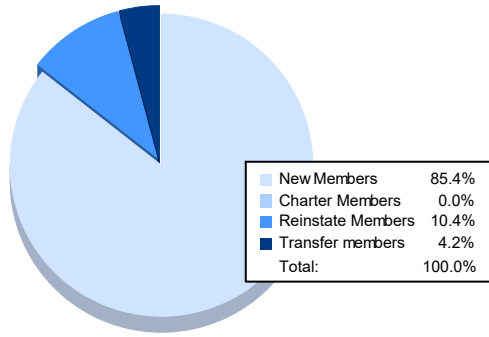


Year	New Clubs	Dropped Clubs	Gain/ Loss Clubs	New Members	Charter Members	Reinstate Members	Transfer Members	Total Member Added	Total Members Dropped	Gain/ Loss Members
2021-2022	0	1	-1	105	1	7	10	123	168	-45
2022-2023	0	2	-2	113	0	3	13	129	164	-35
2023-2024	0	1	-1	125	1	6	27	159	169	-10
2024-2025	1	0	1	103	37	10	11	161	147	14
2025-2026	0	0	0	82	0	10	4	96	78	18
<b>Average</b>	<b>0</b>	<b>1</b>	<b>-1</b>	<b>106</b>	<b>8</b>	<b>7</b>	<b>13</b>	<b>134</b>	<b>145</b>	<b>-12</b>



### Membership Composition April 2026 Cumulative



### Gender Composition April 2026 Cumulative

